

Introductory sub-table (I)(a)

Name of the Company: NATURA HUE CHE LIMITED

Scrip Code, Name of the scrip, class of security: 531834, NATURA HUE CHEM LIMITED, EQUITY

Quarter ended: 31/12/2014


Partly paid-up shares:-	No. of partly paid-up shares	As a % of total no. of partly paid-up shares	As a % of total no. of shares of the company
Held by promoter/promoter group	0	0	0
Held by public	0	0	0
Total	0	0	0

Outstanding convertible securities:-	No. of outstanding securities	As a % of total no. of outstanding convertible securities	As a % of total no. of shares of the company, assuming full conversion of the convertible securities
Held by promoter/promoter group	0	0	0
Held by public	0	0	0
Total	0	0	0

Warrants:-	No. of warrants	As a % of total no. of warrants	As a % of total no. of shares of the company, assuming full conversion of warrants
Held by promoter/promoter group	0	0	0
Held by public	0	0	0
Total	0	0	0


Total paid-up capital of the company, assuming full conversion of warrants and convertible securities

4145300 NA 100.00




[Handwritten signature]

Statement Showing Shareholding Pattern



Category code	Category of Shareholder	Number of Shareholders	Table (I)(a)			Total shareholding as a percentage of total number of shares		Shares Pledged or otherwise encumbered
			Total number of shares	Number of shares held in dematerialized form	As a percentage of (A+B) ¹	As a percentage of (A+B+C)	Number of shares	
(I)	(II)	(III)	(IV)	(V)	(VI)	(VII)	(VIII)	(IX) = (VIII)/(IV)*100
(A)	Shareholding of Promoter and Promoter Indian							
(a)	Individuals/ Hindu Undivided Family							
(b)	Central Government/ State Government(s)	13	564900	564900	13.63	13.63		0.00
(c)	Bodies Corporate	0	0	0	0.00	0.00		0.00
(d)	Financial Institutions/ Banks	1	80000	80000	1.93	1.93		0.00
(e)	Any Others(Specify)	1	72600	72600	1.75	1.75		0.00
(e-i)		0	0	0	0.00	0.00		0.00
(e-ii)		0	0	0	0.00	0.00		0.00
	Sub Total(A)(1)	15	717500	717500	17.31	17.31	0	0.00
2	Foreign							
a	Individuals (Non-Residents Individuals/ Foreign Individuals)	0	0	0	0.00	0.00		0.00
b	Bodies Corporate	0	0	0	0.00	0.00		0.00
c	Institutions	0	0	0	0.00	0.00		0.00
d	Qualified Foreign Investor	0	0	0	0.00	0.00		0.00
e	Any Others(Specify)	0	0	0	0.00	0.00		0.00
e-i		0	0	0	0.00	0.00		0.00
e-ii		0	0	0	0.00	0.00		0.00
	Sub Total(A)(2)	0	0	0	0.00	0.00	0	0.00
	Total Shareholding of Promoter and Public shareholding	15	717500	717500	17.31	17.31	0	0.00


Sr.No	Notes
1	
2	
3	
4	
5	
6	
7	
8	
9	



[Handwritten signature]

(I)(b) Statement showing holding of securities (including shares, warrants, convertible securities) of persons belonging to the category "Promoter and Promoter Group"


Sr. No.	Name of the shareholder	Details of Shares held		Encumbered shares (*)			Details of warrants		Details of convertible securities		Total shares (including underlying shares assuming full conversion of warrants and convertible securities) as a % of diluted share capital
		Number of shares held	As a % of grand total (A)+(B)+(C)	No.	As a percentage	As a % of grand total (A)+(B)+(C) of sub-clause (I)(a)	Number of warrants held	As a % total number of warrants of the same class	Number of convertible securities held	As a % total number of convertible securities of the same class	
(i)	(ii)	(iii)	(iv)	(v)	(vi)=(v)/(iii)*100	(vii)	(viii)	(ix)	(x)	(xi)	(xii)
1	SAKHI GOPAL AGRAWAL	35100	0.85	0	0.00	0.00	0	0	0	0	0
2	UMESH KUMAR SAHU	37500	0.90	0	0.00	0.00	0	0	0	0	0
3	YAKUB AHMED KHAN	37500	0.90	0	0.00	0.00	0	0	0	0	0
4	ANURAG AGRAWAL	38200	0.92	0	0.00	0.00	0	0	0	0	0
5	MADHURI AGRAWAL	38800	0.94	0	0.00	0.00	0	0	0	0	0
6	VIMAL JAIN	38800	0.94	0	0.00	0.00	0	0	0	0	0
7	MANSOOR AHMED	40000	0.96	0	0.00	0.00	0	0	0	0	0
8	HIMMAT LAL SAHU	40000	0.96	0	0.00	0.00	0	0	0	0	0
9	ABHA PARAKH	40000	0.96	0	0.00	0.00	0	0	0	0	0
10	RAJ KUMAR PARAKH	40100	0.97	0	0.00	0.00	0	0	0	0	0
11	VINAY PARMAR	41000	0.99	0	0.00	0.00	0	0	0	0	0
12	RAJESH KUMAR	65300	1.58	0	0.00	0.00	0	0	0	0	0
13	SHALINI POKHARNA	72600	1.75	0	0.00	0.00	0	0	0	0	0
14	NEW ERA ALKALOID & E	80000	1.93	0	0.00	0.00	0	0	0	0	0
15	LAXMINARAYAN	72600	1.75	0	0.00	0.00	0	0	0	0	0
TOTAL		717500	17.31	0	0.00	0.00	0	0	0	0	0



(*) The term "encumbrance" has the same meaning as assigned to it in regulation 28(3) of the SAST Regulations, 2011

(D)(c)(ii) Statement showing holding of securities (including shares, warrants, convertible securities) of persons (together with PAC) belonging to the category "Public" and holding more than 5% of the total number of shares of the company


Sr. No.	Name(s) of the shareholder(s) and the Persons Acting in Concert (PAC) with them	Number of shares	Shares as a percentage of total number of shares {i.e., Grand Total (A)+(B)+(C) indicated in Statement at para (I)(a) above}	Details of warrants			Details of convertible securities		Total shares (including underlying shares assuming full conversion of warrants and convertible securities) as a % of diluted share capital
				Number of warrants	As a % total number of warrants of the same class	Number of convertible securities held	% w.r.t total number of convertible securities of the same class		
1	NOT APPLICABLE								
TOTAL									



[Handwritten signature]


(D)(d) Statement showing details of locked-in shares

Sr. No.	Name of the shareholder	Number of locked-in shares	Locked-in shares as a percentage of total number of shares {i.e., Grand Total (A)+(B)+(C) indicated in Statement at para (D)(a) above}
1	NOT APPLICABLE	NA	NA
TOTAL			




(II)(a) Statement showing details of Depository Receipts (DRs)

Sr. No.	Type of outstanding DR (ADRs, GDRs, SDRs, etc.)	Number of outstanding DRs	Number of shares underlying outstanding DRs	Shares underlying outstanding DRs as a percentage of total number of shares {i.e., Grand Total (A)+(B)+(C) indicated in Statement at para (I)(a) above}
1	NOT APPLICABLE	NA	NA	NA
TOTAL				



(II)(b) Statement showing holding of Depository Receipts (DRs), where underlying shares held by "promoter/promoter group" are in excess of 1% of the total number of shares

Sr. No.	Name of the DR Holder	Type of outstanding DR (ADRs, GDRs, SDRs, etc.)	Number of shares underlying outstanding DRs	Shares underlying outstanding DRs as a percentage of total number of shares {i.e., Grand Total (A)+(B)+(C) indicated in Statement at para (I)(a) above}
1	NOT APPLICABLE	NA	NA	NA
TOTAL				



[Handwritten signature]